

EGP Long/Short Global Fund – August 2024



The EGP Long/Short Global Fund is a quantitative global long/short fund targeting attractive risk adjusted returns. Objectives include minimising the risk of permanent loss of capital and providing global diversification. The short exposure within the fund typically provides capital at times of market dislocations, enabling redeployment into the long book at lower valuations.

Results Table

	July	August	September	October	November	December	January	February	March	April	May	June	YTD
EGP L/S Global Fund	(3.12%)	3.82%											0.58%
MSCI ETF - VGS	2.91%	(2.22%)											0.63%
6% annualised	0.49%	0.49%											0.98%

Performance Summary

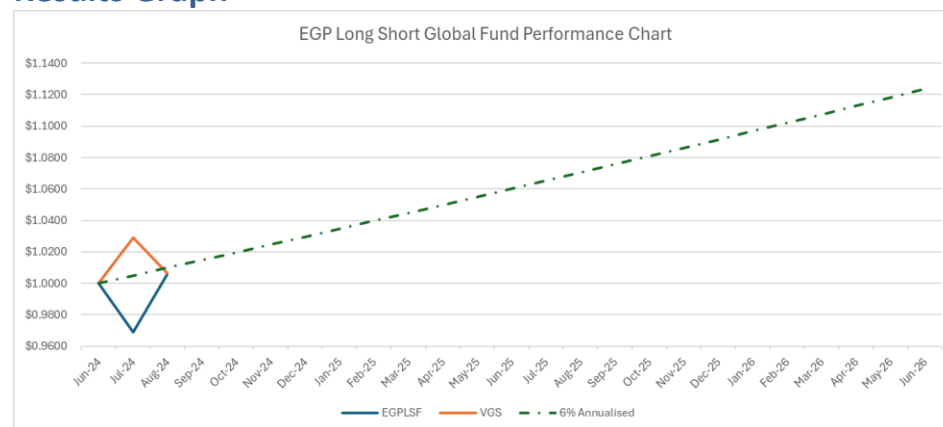
Key performance metrics and charts.

Fund Features		Portfolio Analytics	
Performance fee	0-12% (0%) 12-18% (20%) 18%+ (30%)	Metric	Fund
Management fee	0.05% per month	Sharpe Ratio	-0.06
Applications or redemptions	Monthly	Sortino Ratio	-0.08
Distribution	At least annually	Largest Drawdown	(3.12%)
Minimum initial investment	\$50,000 (Wholesale Only)	1-year return	N/A
Accounting	True Elite Business Services Pty Ltd	Cumulative Return	0.58%
Custodian/PB	Interactive Brokers	Unit Price (Mid)	\$1.0058

Market Commentary

YTD: Long book 0.43% | Short book 0.15%
 AUG: Long book 2.36% | Short book 1.46%
 EOM: Long = 96.7% | Short = 2.4% | Net = 94.3%
 YTD: Long = 96.7% | Short = 7.1% | Net = 89.6%

Results Graph


























Contact Information















Co-Chief Investment Officers:
 Tony Hansen – 0418 278 298 or egplsf@egpcapital.com.au
 Gavin Skinstad – 0409 042 061 or gavin@ganecapital.com.au

Portfolio Summary

Open Positions end of month:

Stock	Country	Holding	Result	Stock	Country	Holding	Result
360		5.1%	12.9%	META		4.9%	0.4%
LOV		4.1%	(11.9%)	NTRA		5.2%	14.7%
PME		4.8%	4.1%	THC		4.9%	10.3%
PNI		4.9%	6.2%	SPOT		4.4%	(0.6%)
TLX		4.4%	(1.1%)	AEM		4.7%	4.9%
APP		5.3%	18.5%	BN		4.6%	0.7%
AVGO		4.5%	3.4%	CSU		4.6%	1.0%
CTAS		4.7%	6.0%	K		4.6%	4.9%
HWM		4.5%	0.1%	L		4.7%	2.7%
ISRG		5.0%	11.1%	WOLF		(2.4%)	47.3%
KLAC		4.4%	0.0%	CASH		5.7%	
GAP		0.2%	3.5%				

Positions closed during the month:

Stock	Country	Holding	Result
ZIP		5.9%	1.8%
NVDA		9.8%	0.4%
WBA		(4.7%)	0.1%
DOL		5.1%	0.5%
MFC		4.9%	0.0%
CAVA		4.6%	1.1%
CEG		4.9%	(0.8%)
CRWD		8.8%	0.0%
MU		4.8%	(2.4%)
DXCM		(5.8%)	(9.1%)
FIVE		(4.9%)	(5.4%)
TXG		(4.7%)	(9.6%)
ZIP		2.5%	46.8%
LCID		(0.2%)	(8.9%)